

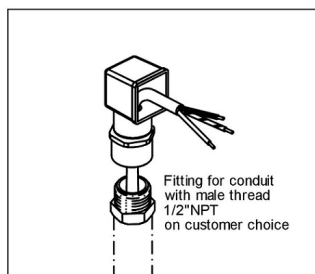
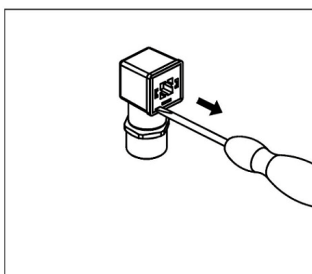
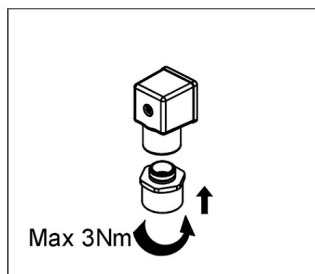
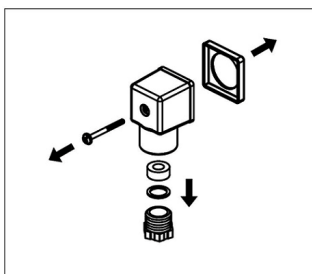
Metal fitting Pg9 male 1/2" NPT female

Ed. 0122

Fitting made of brass nickel plated; it can be mounted to Elektrogas devices with DIN plug and Pg9 cable gland.

INSTALLATION

1. Shut off electric power.
2. Remove DIN plug from Elektrogas device.
3. Remove and scrap cable gland, washer and grommet from the plug.
4. Screw metal fitting on DIN plug: use suitable wrench and avoid overtighten (max 3Nm). For better sealing, glue can be put on threads.
5. Remove internal part of DIN plug.
6. Screw conduit gland on fitting with suitable wrench and insert cable.
7. Install wires on internal part of DIN plug according to Elektrogas device instruction.



WARNING

To avoid damage to DIN plug, ensure conduit weight is properly supported.

MAINTENANCE

See specific Elektrogas device's instruction

Manufacturer reserves the right to update or make technical changes without prior notice.